


Can you read 100 books this summer?

© 2015 The Measured Mom®

www.themeasuredmom.com



IN THE HOUSE

- ☐ 1. on my bed
- ☐ 2. next to a dresser
- ☐ 3. in a soft chair
- ☐ 4. in a hard chair
- ☐ 5. in a rocking chair
- ☐ 6. in a kitchen chair
- ☐ 7. in a kid's chair
- ☐ 8. on the couch
- ☐ 9. at the table
- ☐ 10. by the door
- ☐ 11. on my parents' bed
- ☐ 12. next to my toys
- ☐ 13. by a window
- ☐ 14. on a piano bench
- ☐ 15. at a desk
- ☐ 16. in the living room
- ☐ 17. in the basement
- ☐ 18. upstairs
- ☐ 19. downstairs
- ☐ 20. in my bedroom
- ☐ 21. sitting on a box
- ☐ 22. under a blanket
- ☐ 23. inside an indoor tent
- ☐ 24. in a closet
- ☐ 25. in my playroom
- ☐ 26. on a pillow
- ☐ 27. in a sleeping bag
- ☐ 28. on the top step
- ☐ 29. on the bottom step
- ☐ 30. under the table
- ☐ 31. in the garage
- ☐ 32. on the front porch
- ☐ 33. with a flashlight
- ☐ 34. while someone's cooking
- ☐ 35. while Mom or Dad is reading
- ☐ 36. to a recorder
- ☐ 37. after breakfast
- ☐ 38. after lunch
- ☐ 39. after supper
- ☐ 40. after a snack

- ☐ 41. before bed
- ☐ 42. after a bath
- ☐ 43. by the washer and dryer
- ☐ 44. on a rug
- ☐ 45. on a hard floor
- ☐ 46. by a fan
- ☐ 47. against the fridge
- ☐ 48. in the hall
- ☐ 49. lying on my stomach
- ☐ 50. lying on my back

OUTDOORS

- ☐ 51. on a swing
- ☐ 52. on a playset
- ☐ 53. on a lawn chair
- ☐ 54. under a tree
- ☐ 55. in a tree
- ☐ 56. leaning against the house
- ☐ 57. on the grass
- ☐ 58. on the pavement

- ☐ 59. next to flowers
- ☐ 60. by the pool
- ☐ 61. in the sun
- ☐ 62. in the shade
- ☐ 63. by a body of water
- ☐ 64. in a tent
- ☐ 65. in a playhouse
- ☐ 66. on a deck
- ☐ 67. on a slide
- ☐ 68. on a log
- ☐ 69. on the sidewalk
- ☐ 70. on the driveway


OUT AND ABOUT

- ☐ 71. in a car
- ☐ 72. in a plane
- ☐ 73. in a boat
- ☐ 74. in a hotel
- ☐ 75. at someone else's house
- ☐ 76. at the doctor's office
- ☐ 77. in a store
- ☐ 78. at a picnic
- ☐ 79. at a playground
- ☐ 80. at a party

- ☐ 81. at a restaurant
- ☐ 82. while I'm waiting
- ☐ 83. in the forest
- ☐ 84. at the library
- ☐ 85. at a museum

TO OTHERS

- ☐ 86. to Mom
- ☒ 87. to Dad
- ☐ 88. to Grandma
- ☐ 89. to Grandpa
- ☐ 90. to a sibling
- ☐ 91. to an aunt
- ☐ 92. to an uncle
- ☐ 93. to a cousin
- ☐ 94. to a friend
- ☐ 95. to a neighbor
- ☐ 96. to a baby
- ☐ 97. to a bigger kid
- ☐ 98. to a kid my age
- ☐ 99. to a pet
- ☐ 100. to a babysitter



SUMMER READING BUCKET LIST

www.notimeforflashcards.com

READ A BOOK ABOUT WILD ANIMALS

read a book about a city far away

read at the park READ A BOOK WITH CHAPTERS read a book about bugs

read a book then act it out

read a book to a pet read at dinner READ A BIOGRAPHY

READ IN THE BATH READ A MAGAZINE

read a book that makes you laugh

read in a blanket fort read an ebook read a book you wrote

read a book about space READ A BOOK ABOUT FRIENDSHIP

READ UNDER A TREE READ ON VIDEO read by flashlight

READ A BOOK WITHOUT WORDS read a book about your country

READ A BOOK AS A FAMILY

read an alphabet book READ A COMIC BOOK

read a book in a funny accent read a pop up book


read at the beach READ A BOOK ABOUT ART

READ ALL SUMMER LONG

Summer Learning Mats

Dear Parents and Guardians,

These quick and engaging summer learning mats are designed to keep your child learning over the summer. The tasks can be completed by your child independently or with your guidance. Your child will have a daily math task and a daily ELA task. Throughout the week your child will also work to complete their "Three-In-A-Row" board. Your child can strive for getting three tasks completed in a row or go for a complete "blackout." There is a built-in incentive piece on the mat as well. However, once the weekly mat is complete, you can do a quick celebration like allowing them to choose what's for dinner or taking a trip to the park. Thank you so much for your help in making your child's education a priority this summer.




Summer Learning Mat: Week 1

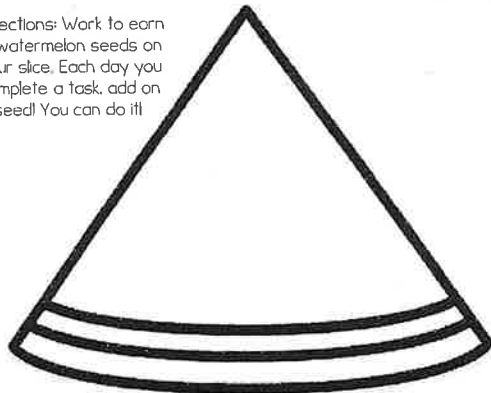


Move-Your-Fingers Monday	Tap-N-Count Tuesday	Whip-Up-A-Web Wednesday	Think-It-Out Thursday	Fast-N-Fluent Friday	Math
<p>Today you will be moving those fingers as you write numbers 1-20. Please remember your neat and legible handwriting.</p> <p>Bonus: Earn a bonus seed on your watermelon slice by also writing your numbers 20-1.</p>	<p>Today you will be working on your one-to-one counting. That means you will need to tap each item as you count it out. Go around your house and count all of your light switches. Be careful because sometimes a light switch has two or three switches on one panel.</p>	<p>Today you will be making a "Ways to show 5" web. Write the number 5 in the middle of a paper. Then, draw lines coming from the 5 and write different ways to show five: picture, dot cube, fingers, ten frame, counting sequence, etc.</p>	<p>Today you will work to solve a word problem. My mom purchased 10 watermelons. She purchased 3 watermelons that were not ripe and the rest were ripe. How many watermelons did my mom purchase that were ripe?</p>	<p>Today you will work Fast and fluently. Listen as your parent reads these math facts. You will call out the answer as quickly as possible. <i>Read the following math facts aloud:</i> 2+2, 3+0, 4+1, 3+1, 5+0, 2+3, 0+4, 2+1, 1+2, 0+3, 2+0, 1+1, 4+0, 1+3, and 0+5</p>	

Move-Your-Fingers Monday	Tap-N-Write Tuesday	Whip-Up-A-Web Wednesday	Think-It-Out Thursday	Fast-N-Fluent Friday	ELA
<p>Today you will practice your handwriting skills. Write your capital letters A-Z.</p> <p>Bonus: Earn a bonus seed on your watermelon slice by also writing your letters Z-A.</p>	<p>Today you will stretch and write a list of words. <i>Read the following words and have your child stretch and write the sounds they hear:</i> cat, pan, rat, pen, chat, fish, bath, flip, crib, and slip.</p>	<p>Today you will be creating a web for the letter "W". Write the letter "W" in the middle of your page and draw lines coming from the letter. On each line, write a word that starts with the /w/ sound. You can add illustrations as well.</p>	<p>Today you will write an informational story about watermelons. Remember that an informational story is a story that gives facts. Begin by writing three facts about watermelons.</p>	<p>Today you will work Fast and fluently. Listen as your parent reads these words. You will call out their beginning sound. <i>Read the following words aloud:</i> pat, net, tap, jug, man, dog, bed, chin, shed, and thick.</p>	




Directions: Work to earn 10 watermelon seeds on your slice. Each day you complete a task, add on a seed! You can do it!



Three-In-A-Row Board

Count aloud 1-50	Write 10 CVC words	Hunt for squares in your house
Read these words: that, thin, bath, math	Read a book	Solve: 5+5, 6+2, 8+1, 2+0, 7+1, 2+5
Count by 2's to 20	Make an AB pattern	State 3 rhyming pairs

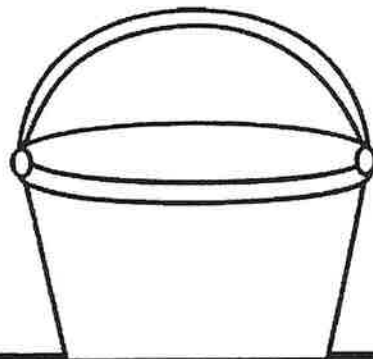
Summer Learning Mat: Week 2



Move-Your-Fingers Monday	Tap-N-Count Tuesday	Whip-Up-A-Web Wednesday	Think-It-Out Thursday	Fast-N-Fluent Friday Math
Today you will be moving those fingers as you write numbers 1-30. Please remember your neat and legible handwriting. Bonus: Earn a bonus shell in your bucket by also writing your numbers 30-1.	Today you will be working on your one-to-one counting. That means you will need to tap each item as you count it out. Pull out your spoons and forks. Count each one to find the total.	Today you will be making a "Ways to show 10" web. Write the number 10 in the middle of a paper. Then, draw lines coming from the 10 and write different ways to show ten: picture, dot cube, fingers, ten frame, counting sequence, etc.	Today you will work to solve a word problem. My sister found 8 shells at the beach. My sister found 5 conch shells and the rest of the shells were snail shells. How many of the shells were snail shells?	Today you will work fast and fluently. Listen as your parent reads these math facts. You will call out the answer as quickly as possible. <i>Read the following math facts aloud:</i> 5+5, 6+2, 9+1, 0+6, 8+2, 4+3, 6+3, 2+7, 5+3, and 0+9.

Move-Your-Fingers Monday	Tap-N-Write Tuesday	Whip-Up-A-Web Wednesday	Think-It-Out Thursday	Fast-N-Fluent Friday ELA
Today you will practice your handwriting skills. Write your first and last name 10 times. Bonus: Earn a bonus shell in your bucket by writing your middle name as well each time.	Today you will stretch and write a list of words. <i>Read the following words and have your child stretch and write the sounds they hear:</i> fin, mug, zap, pit, chin, dish, thud, blob, drip, and snip.	Today you will be creating a web for the letter "B". Write the letter B in the middle of your page and draw lines coming from the letter. On each line, write a word that starts with the /b/ sound. You can add illustrations as well.	Today you will write a narrative story about a time you went to the beach. If you haven't been to the beach, you can write about how you have seen it on the television or in a book. You will describe who was there, when you were there and what you did.	Today you will work fast and fluently to state sounds of the alphabet. <i>State a random letter A-Z and your child will respond with that letter's sound. For example, if you say, "P," they will call back, "/p/."</i>

Directions: Work to earn 10 seashells in your bucket. Each day you complete a task, add on a shell! You can do it!



Three-In-A-Row Board

Count aloud by 5's to 50	Read a book	Make an AAB pattern
Write 10 CVCe words	Read these words: fish, rash, shed, shop	State 5 rhyming pairs
Count aloud 1-100	Hunt for circles in your house	Solve: 5-5, 6-2, 8-1, 2-0, 7-1, 6-3

Summer Learning Mat: Week 3



Move-Your-Fingers Monday	Tap-N-Count Tuesday	Whip-Up-A-Web Wednesday	Think-It-Out Thursday	Fast-N-Fluent Friday
<p>Today you will be moving those fingers as you write numbers 1-40. Please remember your neat and legible handwriting.</p> <p>Bonus: Earn a bonus fish in your ocean by also writing your numbers 40-1.</p>	<p>Today you will be working on your one-to-one counting. That means you will need to tap each item as you count it out. <i>Spill out a cup of coins, beads, buttons, etc. For your child to count. A set of 20-30 would be ideal.</i></p>	<p>Today you will be making a "Ways to show 12" web. Write the number 12 in the middle of a paper. Then, draw lines coming from the 12 and write different ways to show twelve: picture, dot cube, fingers, ten frame, counting sequence, etc.</p>	<p>Today you will work to solve a word problem. My brother saw 2 orange fish, 5 blue fish and 1 green fish. How many fish did my brother see in all?</p>	<p>Today you will work fast and fluently. Listen as your parent reads these math facts. You will call out the answer as quickly as possible. <i>Read the following math facts aloud:</i> 5-5, 4-1, 3-2, 3-0, 4-0, 3-1, 4-4, 4-2, 5-3, and 4-3.</p>

Math

Move-Your-Fingers Monday	Tap-N-Write Tuesday	Whip-Up-A-Web Wednesday	Think-It-Out Thursday	Fast-N-Fluent Friday
<p>Today you will practice your handwriting skills. Write your address, including your street, city and state.</p> <p>Bonus: Earn a bonus fish in your ocean by writing your phone number as well.</p>	<p>Today you will stretch and write a list of words. <i>Read the following words and have your child stretch and write the sounds they hear:</i> bin, rug, cap, bit, chop, wish, that, slid, drum, and scab.</p>	<p>Today you will be creating a web for the letter "F". Write the letter F in the middle of your page and draw lines coming from the letter. On each line, write a word that starts with the /f/ sound. You can add illustrations as well.</p>	<p>Today you will write a fiction story about you as a scuba diver deep, deep, deep in the ocean. You will need to state your character(s), setting, problem and solution. Your story will also need a beginning and an end.</p>	<p>Today you will work fast and fluently to state the sounds of the alphabet. <i>Pull up an alphabet chart online or use an ABC chart you have on hand. Have your child tap and state each sound for the letters.</i></p>

ELA



Directions: Work to earn 10 fish in your ocean. Each day you complete a task, add on a fish! You can do it!

Three-In-A-Row Board

Read a book	Make an AABB pattern	Count aloud by 10's to 100
Read these words: chip, such, rich, chap	Hunt for triangles in your house	Give two meanings for "duck"
Write 10 digraph words	Count aloud 50-0	Solve: 5-5, 6-2, 8-1, 2-0, 7-1, 6-3


Summer Learning Mat: Week 4



Move-Your-Fingers Monday	Tap-N-Count Tuesday	Whip-Up-A-Web Wednesday	Think-It-Out Thursday	Fast-N-Fluent Friday	Math
Today you will be moving those fingers as you write numbers 1-50. Please remember your neat and legible handwriting. Bonus: Earn a bonus scoop on your ice cream cone by also writing your numbers 50-1.	Today you will be working on your one-to-one counting. That means you will need to tap each item as you count it out. You will count the socks in your sock drawer. <i>If you child is able, have them count the socks by 2's.</i>	Today you will be making a -ways to show 15- web. Write the number 15 in the middle of a paper. Then, draw lines coming from the 15 and write different ways to show fifteen: picture, dot cube, fingers, ten frame, counting sequence, etc.	Today you will work to solve a word problem. The ice cream worker gave me 6 scoops of ice cream. 2 scoops of ice cream fell to the floor. How many scoops of ice cream are left?	Today you will work fast and fluently. Listen as your parent reads these math facts. You will call out the answer as quickly as possible. <i>Read the following math facts aloud:</i> 10-8, 10-6, 10-5, 10-4, 10-7, 10-3, 10-0, 10-1, 10-9, and 10-2.	

Move-Your-Fingers Monday	Tap-N-Write Tuesday	Whip-Up-A-Web Wednesday	Think-It-Out Thursday	Fast-N-Fluent Friday	ELA
Today you will practice your handwriting skills. Write your lowercase letters a-z. Bonus: Earn a bonus scoop on your ice cream cone by also writing your letters a-z.	Today you will stretch and write a list of words. <i>Read the following words and have your child stretch and write the sounds they hear:</i> pig, bug, cat, dog, chick, fish, moth, sloth, frog, and slug.	Today you will be creating a web for the letter -I-. Write the letter I in the middle of your page and draw lines coming from the letter. On each line, write a word that starts with either the /I/ or the /I/sound. You can add illustrations as well.	Today you will write a how-to story about eating ice cream. A how-to story teaches someone the steps they should take to do something. You can number the steps and use words like: first, next, then and last.	Today you will work fast and fluently. Listen as your parent reads these words. You will call out their beginning sound. <i>Read the following words aloud:</i> mat, pet, zap, gum, Dan, jog, bed, chip, shed, and thud.	

Directions: Work to earn 10 ice cream scoops on your cones. Each day you complete a task, add on a scoop! You can do it!



Three-In-A-Row Board

Count aloud by 5's to 100	Read a book	Write 10 blend words
Give two meanings for "fly"	Make an ABBA pattern	Hunt for rectangles in your house
Solve: 8-7, 5-4, 6-6, 10-4, 8-3	Count aloud 15-50 and 50-15	Read these words: flip, flap, flash, flat


Summer Learning Mat: Week 5



Move-Your-Fingers Monday	Tap-N-Count Tuesday	Whip-Up-A-Web Wednesday	Think-It-Out Thursday	Fast-N-Fluent Friday	Math
Today you will be moving those fingers as you write numbers 1-60. Please remember your neat and legible handwriting. Bonus: Earn a bonus lemon in your pitcher by also writing your numbers 60-1.	Today you will be working on your one-to-one counting. That means you will need to tap each item as you count it out. You will count the shirts in your closet. <i>If your child is able, have them count the shirts by 2s.</i>	Today you will be making a "ways to show 16" web. Write the number 16 in the middle of a paper. Then, draw lines coming from the 16 and write different ways to show sixteen: picture, dot cube, fingers, ten frame, counting sequence, etc.	Today you will work to solve a word problem. My mom bought some lemons to make lemonade and lemon pie. She put 7 lemons in the lemonade and put 3 lemons in the lemon pie. How many lemons did mom buy at the store?	Today you will work fast and fluently. Listen as your parent reads these math facts. You will call out the answer as quickly as possible. Read the following math facts aloud: 10 and 2 make __?, 10 and 3 make __?, 10 and 5 make __?, 10 and 1 make __?, 10 and 0 make __?	

Move-Your-Fingers Monday	Tap-N-Write Tuesday	Whip-Up-A-Web Wednesday	Think-It-Out Thursday	Fast-N-Fluent Friday	ELA
Today you will practice your handwriting skills. Write your first and last name 10 times. Bonus: Earn a bonus lemon in your pitcher by writing your middle name as well each time.	Today you will stretch and write a list of words. Read the following words and have your child stretch and write the sounds they hear: wig, dig, ham, log, Chuck, rash, path, flash, brick, and grub.	Today you will be creating a web for the letter "L". Write the letter L in the middle of your page and draw lines coming from the letter. On each line, write a word that starts with the /l/ sound. You can add illustrations as well.	Today you will write an opinion story. Do you like lemonade? Write an opinion story that explains why you like lemonade or why you do not like lemonade. You will add 3 reasons to back up your opinion.	Today you will work fast and fluently to state sounds of the alphabet. State a random letter A-Z and your child will respond with that letter's sound. For example, if you say, "J," they will call back, "/j/."	

Directions: Work to earn 10 lemons in your pitcher. Each day you complete a task, add a lemon! You can do it!



Three-In-A-Row Board

Write 10 CVC words	Make an ABC pattern	Read a book
Hunt for cubes in your house	Give two meanings for "park"	Count aloud by 2's to 50
Solve: 9-7, 8-4, 10-6, 7-4, 6-3	Count aloud 25-75 and 75-25	Read these words: duck, sick, puck, rock


Summer Learning Mat: Week 6



Move-Your-Fingers Monday <p>Today you will be moving those fingers as you write numbers 1-70. Please remember your neat and legible handwriting.</p> <p>Bonus: Earn a bonus palm tree on your beach by also writing your numbers 70-1.</p>	Tap-N-Count Tuesday <p>Today you will be working on your one-to-one counting. That means you will need to tap each item as you count it out. Go around your house and count all of your windows.</p>	Whip-Up-A-Web Wednesday <p>Today you will be making a "Ways to show 17" web. Write the number 17 in the middle of a paper. Then, draw lines coming from the 17 and write different ways to show seventeen: picture, dot cube, fingers, ten frame, counting sequence, etc.</p>	Think-It-Out Thursday <p>Today you will work to solve a word problem. The surfer collected some coconuts. She used 7 coconuts to make coconut pie and drank one of the coconuts. How many coconuts did she collect?</p>	Fast-N-Fluent Math Friday <p>Today you will work fast and fluently. Listen as your parent reads these math facts. You will call out the answer as quickly as possible. Read the following math facts aloud: 10 and 9 make...?, 10 and 10 make...?, 10 and 6 make...?, 10 and 5 make...?, 10 and 8 make...?</p>
---	--	---	---	--

Move-Your-Fingers Monday <p>Today you will practice your handwriting skills. Write your address, including your street, city and state.</p> <p>Bonus: Earn a bonus palm tree on your beach by writing your phone number as well.</p>	Tap-N-Write Tuesday <p>Today you will stretch and write a list of words. Read the following words and have your child stretch and write the sounds they hear: bud, dip, tux, let, rush, grip, math, flip, shut, and grab.</p>	Whip-Up-A-Web Wednesday <p>Today you will be creating a web for the letter "P". Write the letter P in the middle of your page and draw lines coming from the letter. On each line, write a word that starts with the /p/ sound. You can add illustrations as well.</p>	Think-It-Out Thursday <p>Today you will write a persuasive story. You will write a letter persuading a family member to take you to the beach. You will state three reasons to back up your persuasive story.</p>	Fast-N-Fluent ELA Friday <p>Today you will work fast and fluently to state sounds of the alphabet. Pull up an alphabet chart online or use an ABC chart you have on hand. Have your child tap and state each sound for the letters.</p>
---	---	--	---	---

Directions: Work to earn 10 palm trees at your beach. Each day you complete a task, add a palm tree! You can do it!



Three-In-A-Row Board		
Count aloud by 5's to 75	Hunt for cones in your house	Make an AABC pattern
Solve: 9-8, 7-1, 6-0, 5-4, 8-4	Count aloud 50-95 and 95-50	Read these words: strap, struck, strum
Read a book	Write 10 CVCe words	Give two meanings for "bat"

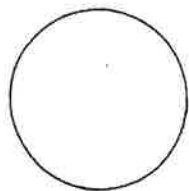

Summer Learning Mat: Week 7



Move-Your-Fingers Monday <p>Today you will be moving those fingers as you write numbers 1-80. Please remember your neat and legible handwriting.</p> <p>Bonus: Earn a bonus sun ray by also writing your numbers 80-1.</p>	Tap-N-Count Tuesday <p>Today you will be working on your one-to-one counting. That means you will need to tap each item as you count it out. Go around your house and count all of your chairs.</p>	Whip-Up-A-Web Wednesday <p>Today you will be making a "Ways to show 18" web. Write the number 18 in the middle of a paper. Then, draw lines coming from the 18 and write different ways to show eighteen: picture, dot cube, fingers, ten frame, counting sequence, etc.</p>	Think-It-Out Thursday <p>Today you will work to solve a word problem. A mother put sunscreen on 6 of children. She put sunscreen on her 4 boys and used the rest on her girls. How many girls does the mother have?</p>	Fast-N-Fluent Friday Math <p>Today you will work fast and fluently. Listen as your parent reads these math facts. You will call out the answer as quickly as possible. <i>Read the following math facts aloud:</i> 10 and 2 make...?, 10 and 4 make...?, 10 and 6 make...?, 10 and 8 make...?, 10 and 10 make...?</p>
---	---	--	---	--

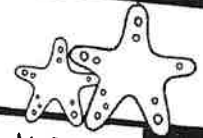
Move-Your-Fingers Monday <p>Today you will practice your handwriting skills. Write all of your family members' names.</p> <p>Bonus: Earn a bonus sun ray by writing their middle names as well.</p>	Tap-N-Write Tuesday <p>Today you will stretch and write a list of words. <i>Read the following words and have your child stretch and write the sounds they hear:</i> zap, vat, hem, lid, glad, rush, clash, chat, slick, and lash.</p>	Whip-Up-A-Web Wednesday <p>Today you will be creating a web for the letter "R". Write the letter R in the middle of your page and draw lines coming from the letter. On each line, write a word that starts with the /r/ sound. You can add illustrations as well.</p>	Think-It-Out Thursday <p>Today you will write a narrative story about a time you had fun in the sun. You will describe where you were, who was there and what you did.</p>	Fast-N-Fluent Friday ELA <p>Today you will work fast and fluently to state sounds of the alphabet. <i>State a random letter A-Z and your child will respond with that letter's sound. For example, if you say, "K," they will call back, "/k/."</i></p>
--	--	--	--	--

Directions: Work to earn 10 sun rays. Each day you complete a task, add a sun ray. You can do it!



Three-In-A-Row Board		
Make an AABBC pattern <p>Solve: $4+6$, $8-7$, $2+2$, $9-1$, $6+3$</p>	Read a book <p>Write 10 blend words</p>	Hunt for cylinders in your house <p>Give two meanings for "bowl"</p>
Read these words: bath, math, moth, Seth	Count aloud by 10's to 100	Count aloud 60-100 and 100-60

Summer Learning Mat: Week 8



Move-Your-Fingers Monday Today you will be moving those fingers as you write numbers 1-90. Please remember your neat and legible handwriting. Bonus: Earn a bonus starfish in your ocean by also writing your numbers 90-1.	Tap-N-Count Tuesday Today you will be working on your one-to-one counting. That means you will need to tap each item as you count it out. Go around your house and count all of your doors.	Whip-Up-A-Web Wednesday Today you will be making a "Ways to show 19" web. Write the number 19 in the middle of a paper. Then, draw lines coming from the 19 and write different ways to show nineteen: picture, dot cube, fingers, ten frame, counting sequence, etc.	Think-It-Out Thursday Today you will work to solve a word problem. The diver saw some starfish in the ocean. She saw 9, but then 6 floated away. How many starfish are left?	Fast-N-Fluent Friday Math Today you will work fast and fluently. Listen as your parent reads these math facts. You will call out the answer as quickly as possible. Read the following math facts aloud: 10 and 7 make __?, 10 and 5 make __?, 10 and 9 make __?, 10 and 1 make __?, 10 and 3 make __?
---	---	---	--	--

Move-Your-Fingers Monday Today you will practice your handwriting skills. Write your capital letters A-Z. Bonus: Earn a bonus starfish in your ocean by also writing your letters Z-A.	Tap-N-Write Tuesday Today you will stretch and write a list of words. Read the following words and have your child stretch and write the sounds they hear: rig, den, jam, hog, rich, dash, thin, twig, trap, and stub.	Whip-Up-A-Web Wednesday Today you will be creating a web for the letter "O". Write the letter "O" in the middle of your page and draw lines coming from the letter. On each line, write a word that starts with either the /o/ or the /o/ sound. You can add illustrations as well.	Think-It-Out Thursday Today you will write an informational story about the ocean. Remember that an informational story is a story that gives facts. Begin by writing three facts about the ocean.	Fast-N-Fluent Friday ELA Today you will work fast and fluently. Listen as your parent reads these words. You will call out their beginning sound. Read the following words aloud: hat, wet, top, sun, map, jog, wed, chin, rush, and that.
--	--	---	--	--

Directions: Work to earn 10 starfish in your ocean. Each day you complete a task, add a starfish. You can do it!



Three-In-A-Row Board		
Count aloud by 2's to 20	Write 10 digraph words	Read a book
Make a sound pattern with claps & stomps	Read these words: ship, shot, shake	Count aloud 65-95 and 95-65
Give two meanings for "bark"	Solve: $2+6$, $10-7$, $8+2$, $6-1$, $3+3$	Hunt for spheres in your house

Summer Learning Mat: Week 9



Move-Your-Fingers Monday

Today you will be moving those fingers as you write numbers 1-100. Please remember your neat and legible handwriting.

Bonus: Earn a bonus crab by also writing your numbers 100-1.

Tap-N-Count Tuesday

Today you will be working on your one-to-one counting. That means you will need to tap each item as you count it out. Go around your yard and count all of your trees, bushes and flowers.

Whip-Up-A-Web Wednesday

Today you will be making a "Ways to show 20" web. Write the number 20 in the middle of a paper. Then, draw lines coming from the 20 and write twenty: picture, dot cube, fingers, ten frame, counting sequence, etc.

Think-It-Out Thursday

Today you will work to solve a word problem. Rick had 8 crabs in his bucket. 2 crabs crawled away. How many crabs are left?

Fast-N-Fluent Friday

Today you will work fast and fluently. Listen as your parent reads these math facts. You will call out the answer as quickly as possible. Read the following math facts aloud: 4+4, 5+5, 0+0, 3+3, 2+2, 1+1, 10+0, 1+9, 8+2, and 6+4.

Math

Move-Your-Fingers Monday

Today you will practice your handwriting skills. Write all of your family members' names.

Bonus: Earn a bonus crab by writing their middle names as well.

Tap-N-Write Tuesday

Today you will stretch and write a list of words. Read the following words and have your child stretch and write the sounds they hear: big, set, van, hot, punch, deck, dish, flop, crib, and skin.

Whip-Up-A-Web Wednesday

Today you will be creating a web for the letter "C". Write the letter C in the middle of your page and draw lines coming from the letter. On each line, write a word that starts with the /c/ sound. You can add illustrations as well.

Think-It-Out Thursday


Today you will write an opinion story. Would you like a crab for a pet? Write an opinion story that explains why you would or would not want a crab for a pet. You will add 3 reasons to back up your opinion.

Fast-N-Fluent Friday

Today you will work fast and fluently to state sounds of the alphabet. Pull up an alphabet chart online or use an ABC chart you have on hand. Have your child tap and state each sound for the letters.

ELA

Directions: Work to earn 10 crabs at your beach. Each day you complete a task, add a crab to your beach. You can do it!



Three-In-A-Row Board

Read a book

Count aloud by 5's to 75

Count aloud 1-100

Give two meanings for "watch"

Hunt for ovals in your house

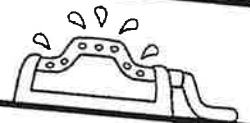
Read these words: bake, nose, ride, mule

Make a sound pattern with claps & snaps

Write 10 CVC words

Solve: 1+6, 7-2, 5+3, 5-5, 4+4

Summer Learning Mat: Week 10

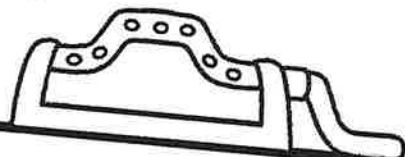


Move-Your-Fingers Monday Today you will be moving those fingers as you write numbers 1-10. Please remember your neat and legible handwriting. Bonus: Earn a bonus waterdrop on your sprinkler by also writing your numbers 10-1.	Tap-N-Count Tuesday Today you will be working on your one-to-one counting. That means you will need to tap each item as you count it out. Pull out your cups and plates. Count each one to find the total.	Whip-Up-A-Web Wednesday Today you will be making a "Ways to show 25" web. Write the number 25 in the middle of a paper. Then, draw lines coming from the 25 and write different ways to show twenty-five: picture, dot cube, fingers, ten frame, counting sequence, etc.	Think-It-Out Thursday Today you will work to solve a word problem. Kit has 10 sprinklers. She has some red sprinklers and some blue sprinklers. Kit has 2 red sprinklers. How many sprinklers are blue?	Fast-N-Fluent Friday Math Today you will work fast and fluently. Listen as your parent reads these math facts. You will call out the answer as quickly as possible. Read the following math facts aloud: 1-9, 2-8, 7-3, 5-5, 10-0, 9-1, 8-2, 3-7, 6-4, and 4-6.
--	--	--	---	---

Move-Your-Fingers Monday Today you will practice your handwriting skills. Write your address, including your street, city and state. Bonus: Earn a bonus waterdrop on your sprinkler by writing your phone number as well.	Tap-N-Write Tuesday Today you will stretch and write a list of words. Read the following words and have your child stretch and write the sounds they hear: fig, vet, can, not, bench, lunch, smash, flock, crunch, and stamp.	Whip-Up-A-Web Wednesday Today you will be creating a web for the letter "S". Write the letter S in the middle of your page and draw lines coming from the letter. On each line, write a word that starts with the /s/ sound. You can add illustrations as well.	Think-It-Out Thursday Today you will write a persuasive story. You will write a persuasive story convincing your family to let you play in the sprinkler. You will state three reasons to back up your persuasive story.	Fast-N-Fluent Friday ELA Today you will work fast and fluently to state sounds of the alphabet. State a random letter A-Z and your child will respond with that letter's sound. For example, if you say, "R," they will call back, "r/r/."
--	---	---	--	--



Directions: Work to earn waterdrops spraying from your sprinkler. Each day you complete a task, add a waterdrop to your sprinkler. You can do it!



Three-In-A-Row Board		
Count aloud 100-1	Count aloud by 10's to 100	Read a book
Give two meanings for "plant"	Hunt for rectangles in your house	Read these words: tame, tube, pole
Make a sound pattern with stomps & snaps	Write 10 CVCe words	Solve: 0+6, 10-2, 5+4, 9-3, 3+3

Name: _____



Adding One

$1 + 1 = \underline{\quad}$

$6 + 1 = \underline{\quad}$

$5 + 1 = \underline{\quad}$

$3 + 1 = \underline{\quad}$

$8 + 1 = \underline{\quad}$

$2 + 1 = \underline{\quad}$

$7 + 1 = \underline{\quad}$

$4 + 1 = \underline{\quad}$

$10 + 1 = \underline{\quad}$

$9 + 1 = \underline{\quad}$

$1 + 3 = \underline{\quad}$

$1 + 4 = \underline{\quad}$

$1 + 9 = \underline{\quad}$

$1 + 10 = \underline{\quad}$

$1 + 2 = \underline{\quad}$

$1 + 8 = \underline{\quad}$

$1 + 7 = \underline{\quad}$

$1 + 6 = \underline{\quad}$

$1 + 5 = \underline{\quad}$

$1 + 1 = \underline{\quad}$

$1 + 1 = \underline{\quad}$

$8 + 1 = \underline{\quad}$

$10 + 1 = \underline{\quad}$

$9 + 1 = \underline{\quad}$

$10 + 1 = \underline{\quad}$



$1 + 5 = \underline{\quad}$

$7 + 1 = \underline{\quad}$

$1 + 5 = \underline{\quad}$

$1 + 4 = \underline{\quad}$

$1 + 6 = \underline{\quad}$



Name: _____



Adding Two

$2 + 2 = \underline{\quad}$

$4 + 2 = \underline{\quad}$

$6 + 2 = \underline{\quad}$

$8 + 2 = \underline{\quad}$

$10 + 2 = \underline{\quad}$

$1 + 2 = \underline{\quad}$

$3 + 2 = \underline{\quad}$

$5 + 2 = \underline{\quad}$

$7 + 2 = \underline{\quad}$

$9 + 2 = \underline{\quad}$

$2 + 10 = \underline{\quad}$

$2 + 1 = \underline{\quad}$

$2 + 9 = \underline{\quad}$

$2 + 2 = \underline{\quad}$

$2 + 8 = \underline{\quad}$

$2 + 3 = \underline{\quad}$

$2 + 7 = \underline{\quad}$

$2 + 4 = \underline{\quad}$

$2 + 6 = \underline{\quad}$

$2 + 5 = \underline{\quad}$

$9 + 2 = \underline{\quad}$

$4 + 2 = \underline{\quad}$

$10 + 2 = \underline{\quad}$

$7 + 2 = \underline{\quad}$

$4 + 2 = \underline{\quad}$



$2 + 3 = \underline{\quad}$

$4 + 2 = \underline{\quad}$

$2 + 4 = \underline{\quad}$

$2 + 2 = \underline{\quad}$

$2 + 8 = \underline{\quad}$



Name: _____



Adding Three

$6 + 3 = \underline{\quad}$

$8 + 3 = \underline{\quad}$

$7 + 3 = \underline{\quad}$

$1 + 3 = \underline{\quad}$

$2 + 3 = \underline{\quad}$

$9 + 3 = \underline{\quad}$

$10 + 3 = \underline{\quad}$

$3 + 3 = \underline{\quad}$

$5 + 3 = \underline{\quad}$

$4 + 3 = \underline{\quad}$

$3 + 4 = \underline{\quad}$

$3 + 9 = \underline{\quad}$

$3 + 6 = \underline{\quad}$

$3 + 7 = \underline{\quad}$

$3 + 8 = \underline{\quad}$

$3 + 1 = \underline{\quad}$

$3 + 10 = \underline{\quad}$

$3 + 5 = \underline{\quad}$

$3 + 2 = \underline{\quad}$

$3 + 3 = \underline{\quad}$

$4 + 3 = \underline{\quad}$

$8 + 3 = \underline{\quad}$

$4 + 3 = \underline{\quad}$

$5 + 3 = \underline{\quad}$

$3 + 3 = \underline{\quad}$



$3 + 9 = \underline{\quad}$

$6 + 3 = \underline{\quad}$


$3 + 5 = \underline{\quad}$

$3 + 7 = \underline{\quad}$

$3 + 5 = \underline{\quad}$



Name: _____



Adding Four

$$8 + 4 = \underline{\quad}$$

$$5 + 4 = \underline{\quad}$$

$$7 + 4 = \underline{\quad}$$

$$9 + 4 = \underline{\quad}$$

$$6 + 4 = \underline{\quad}$$

$$1 + 4 = \underline{\quad}$$

$$2 + 4 = \underline{\quad}$$

$$3 + 4 = \underline{\quad}$$

$$4 + 4 = \underline{\quad}$$

$$10 + 4 = \underline{\quad}$$

$$4 + 2 = \underline{\quad}$$

$$4 + 8 = \underline{\quad}$$

$$4 + 3 = \underline{\quad}$$

$$4 + 7 = \underline{\quad}$$

$$4 + 5 = \underline{\quad}$$

$$4 + 9 = \underline{\quad}$$

$$4 + 1 = \underline{\quad}$$

$$4 + 6 = \underline{\quad}$$

$$4 + 10 = \underline{\quad}$$

$$4 + 4 = \underline{\quad}$$

$$1 + 4 = \underline{\quad}$$

$$8 + 4 = \underline{\quad}$$

$$2 + 4 = \underline{\quad}$$

$$7 + 4 = \underline{\quad}$$

$$3 + 4 = \underline{\quad}$$



$$4 + 7 = \underline{\quad}$$

$$7 + 4 = \underline{\quad}$$

$$4 + 3 = \underline{\quad}$$

$$4 + 10 = \underline{\quad}$$

$$4 + 2 = \underline{\quad}$$



Name: _____



Adding Five

$5 + 5 = \underline{\quad}$

$8 + 5 = \underline{\quad}$

$9 + 5 = \underline{\quad}$

$3 + 5 = \underline{\quad}$

$2 + 5 = \underline{\quad}$

$1 + 5 = \underline{\quad}$

$7 + 5 = \underline{\quad}$

$10 + 5 = \underline{\quad}$

$4 + 5 = \underline{\quad}$

$6 + 5 = \underline{\quad}$

$5 + 6 = \underline{\quad}$

$5 + 8 = \underline{\quad}$

$5 + 10 = \underline{\quad}$

$5 + 9 = \underline{\quad}$

$5 + 7 = \underline{\quad}$

$5 + 1 = \underline{\quad}$

$5 + 2 = \underline{\quad}$

$5 + 4 = \underline{\quad}$

$5 + 3 = \underline{\quad}$

$5 + 5 = \underline{\quad}$

$2 + 5 = \underline{\quad}$

$6 + 5 = \underline{\quad}$

$10 + 5 = \underline{\quad}$

$1 + 5 = \underline{\quad}$

$4 + 5 = \underline{\quad}$



$5 + 10 = \underline{\quad}$

$9 + 5 = \underline{\quad}$


$5 + 1 = \underline{\quad}$

$5 + 9 = \underline{\quad}$

$5 + 5 = \underline{\quad}$



name: _____



Let's Subtraction

$8 - 1 = \underline{\quad}$

$5 - 2 = \underline{\quad}$

$6 - 1 = \underline{\quad}$

$10 - 8 = \underline{\quad}$

$10 - 1 = \underline{\quad}$

$3 - 1 = \underline{\quad}$

$4 - 2 = \underline{\quad}$

$9 - 6 = \underline{\quad}$

$10 - 2 = \underline{\quad}$

$8 - 5 = \underline{\quad}$

$4 - 1 = \underline{\quad}$

$8 - 4 = \underline{\quad}$

$8 - 2 = \underline{\quad}$

$9 - 8 = \underline{\quad}$

$5 - 1 = \underline{\quad}$

$9 - 4 = \underline{\quad}$

$2 - 1 = \underline{\quad}$

$5 - 3 = \underline{\quad}$

$7 - 6 = \underline{\quad}$

$3 - 2 = \underline{\quad}$

$8 - 6 = \underline{\quad}$

$5 - 4 = \underline{\quad}$

$8 - 7 = \underline{\quad}$

$10 - 5 = \underline{\quad}$

$6 - 5 = \underline{\quad}$

$9 - 1 = \underline{\quad}$

$4 - 3 = \underline{\quad}$

$7 - 4 = \underline{\quad}$

$7 - 2 = \underline{\quad}$

Score:

 / 30

name: _____



Let's Subtraction

$4 - 1 = \underline{\quad}$

$7 - 2 = \underline{\quad}$

$10 - 7 = \underline{\quad}$

$10 - 2 = \underline{\quad}$

$7 - 6 = \underline{\quad}$

$9 - 3 = \underline{\quad}$

$10 - 9 = \underline{\quad}$

$2 - 1 = \underline{\quad}$

$5 - 2 = \underline{\quad}$

$10 - 5 = \underline{\quad}$

$8 - 4 = \underline{\quad}$

$9 - 8 = \underline{\quad}$

$4 - 2 = \underline{\quad}$

$9 - 2 = \underline{\quad}$

$9 - 1 = \underline{\quad}$

$6 - 3 = \underline{\quad}$

$5 - 1 = \underline{\quad}$

$5 - 4 = \underline{\quad}$

$3 - 1 = \underline{\quad}$

$8 - 6 = \underline{\quad}$

$4 - 3 = \underline{\quad}$

$7 - 4 = \underline{\quad}$

$10 - 4 = \underline{\quad}$

$3 - 2 = \underline{\quad}$

$6 - 2 = \underline{\quad}$

$6 - 1 = \underline{\quad}$

$10 - 8 = \underline{\quad}$

$7 - 1 = \underline{\quad}$

$8 - 1 = \underline{\quad}$

$8 - 2 = \underline{\quad}$

Score:

 / 30

name: _____



Let's Subtraction

$6 - 1 = \underline{\quad}$

$4 - 3 = \underline{\quad}$

$7 - 4 = \underline{\quad}$

$2 - 1 = \underline{\quad}$

$4 - 2 = \underline{\quad}$

$8 - 2 = \underline{\quad}$

$5 - 2 = \underline{\quad}$

$3 - 2 = \underline{\quad}$

$6 - 4 = \underline{\quad}$

$5 - 4 = \underline{\quad}$

$10 - 9 = \underline{\quad}$

$5 - 1 = \underline{\quad}$

$10 - 5 = \underline{\quad}$

$5 - 3 = \underline{\quad}$

$7 - 3 = \underline{\quad}$

$8 - 4 = \underline{\quad}$

$8 - 7 = \underline{\quad}$

$9 - 6 = \underline{\quad}$

$10 - 2 = \underline{\quad}$

$10 - 3 = \underline{\quad}$

$7 - 2 = \underline{\quad}$

$8 - 5 = \underline{\quad}$

$7 - 6 = \underline{\quad}$

$4 - 1 = \underline{\quad}$

$6 - 2 = \underline{\quad}$

$6 - 3 = \underline{\quad}$

$8 - 1 = \underline{\quad}$

$8 - 6 = \underline{\quad}$

$9 - 5 = \underline{\quad}$

$9 - 8 = \underline{\quad}$

Score:

 $\underline{\quad\quad\quad}/30$

name: _____



Let's Subtraction

$6 - 3 = \underline{\quad}$

$3 - 1 = \underline{\quad}$

$9 - 6 = \underline{\quad}$

$10 - 8 = \underline{\quad}$

$6 - 2 = \underline{\quad}$

$8 - 6 = \underline{\quad}$

$10 - 5 = \underline{\quad}$

$6 - 1 = \underline{\quad}$

$7 - 6 = \underline{\quad}$

$9 - 7 = \underline{\quad}$

$9 - 2 = \underline{\quad}$

$8 - 5 = \underline{\quad}$

$8 - 4 = \underline{\quad}$

$7 - 4 = \underline{\quad}$

$5 - 4 = \underline{\quad}$

$10 - 6 = \underline{\quad}$

$5 - 3 = \underline{\quad}$

$5 - 2 = \underline{\quad}$

$9 - 1 = \underline{\quad}$

$4 - 3 = \underline{\quad}$

$7 - 5 = \underline{\quad}$

$4 - 1 = \underline{\quad}$

$5 - 1 = \underline{\quad}$

$6 - 5 = \underline{\quad}$

$7 - 2 = \underline{\quad}$

$2 - 1 = \underline{\quad}$

$10 - 4 = \underline{\quad}$

$6 - 4 = \underline{\quad}$

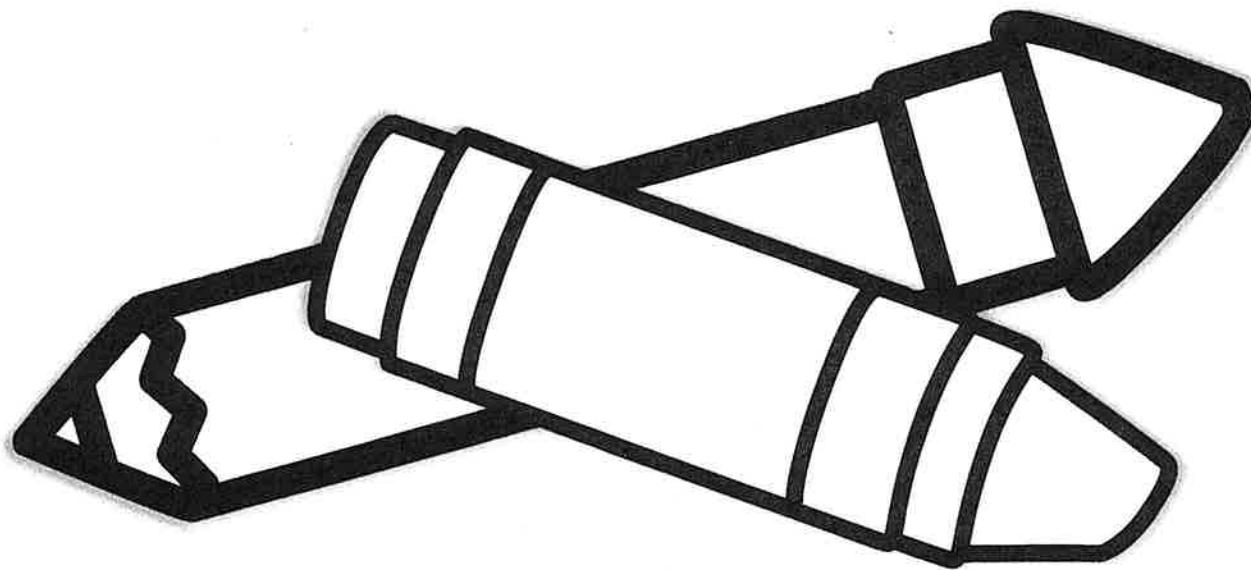
$7 - 1 = \underline{\quad}$

Score:

 $\underline{\quad}/30$

Unit 2: Writing With Sentences

JOURNAL'S



Date Range:

Name:

Date:

Name:

Date:

Name:

Date:

Name:

Date:

Name:

Date:

Handwriting practice lines consisting of four sets of three horizontal lines (top solid, middle dashed, bottom solid).

Name:

Date:

Name:

Date:

Name:

Date:

Name:

Date:

Handwriting practice lines consisting of four sets of three horizontal lines (top solid, middle dashed, bottom solid).

Name:

Date:

Name:

Date:

Name:

Date:

Name:

Date:

Name:

Date:

Name:

Date:

Name:

Date:

Handwriting practice lines consisting of four sets of three horizontal lines (top solid, middle dashed, bottom solid).

Name:

Date:

Handwriting practice lines consisting of four sets of three horizontal lines (top solid, middle dashed, bottom solid).

Name:

Date:

Name:

Date:

Name:

Date:

Name:

Date:

Name:

Date:

Name:

Date:

Name:

Date:

Name:

Date:

Name:

Date:

Name:

Date:

Name:

Date:

Name:

Date:

Name:

Date: